

PS23-16 PUSH BUTTON Switch:

1. Rating:

16A 125VAC ~T105

16(4)A 250VAC ~1E4

10(6)A 250VAC ~5E4

2. Contact Resistance: 35mΩ Max.

3. Insulated Resistance: 500VDC 100MΩ Min.

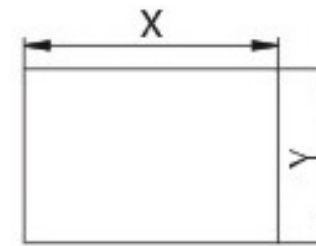
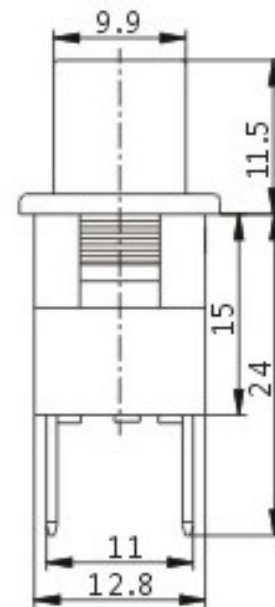
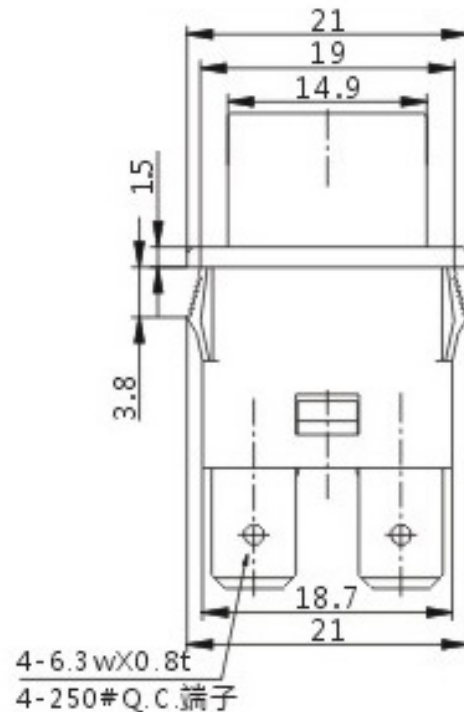
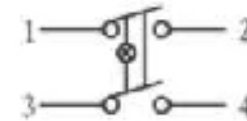
4. Dielectric Strength: 1000VAC 1Minute

5. Operating Temperature: -25°C ~ +85°C

6. Electrical Life: 10,000 Cycles

7. Circuit Function: ON-OFF Latching type

电原理图
Circuit Diagram



安装孔尺寸

MOUNTING HOLE DIMENTION

t	X	Y
0.8-1.5	19 ^{+0.1} _{.0}	13 ^{+0.1} _{.0}

t: 安装面板厚度
(Panel Thickness)