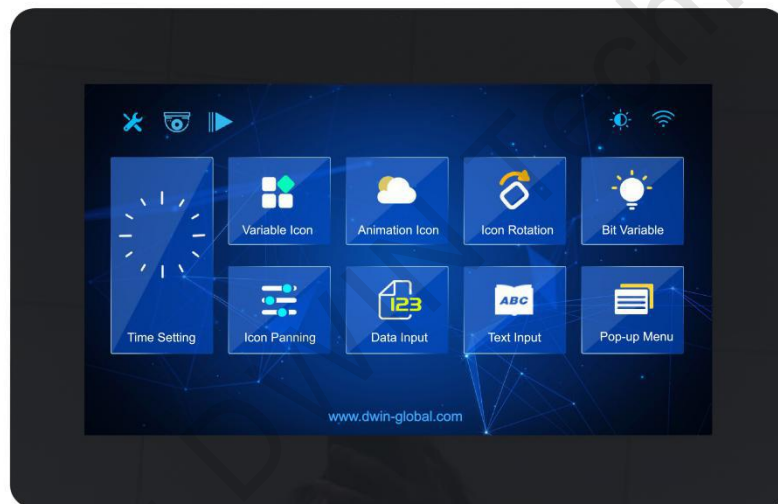


# DMG19108C116\_05WTR

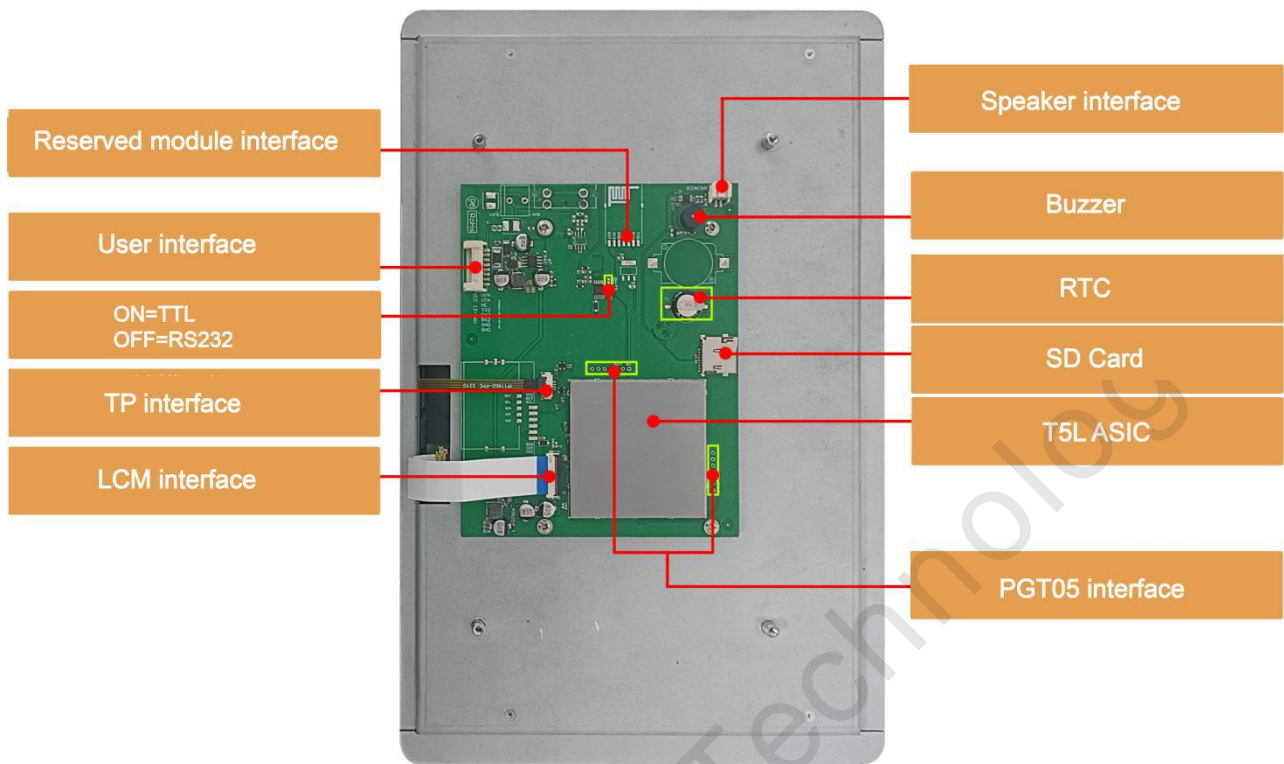
## Features:

- Based on dual T5L2 chip, running DGUS II system, commercial grade.
- 11.6-inch, 1920\*1080 pixels, 16.7M colors, IPS wide viewing angle, 2K HD smart screen.
- With onboard buzzer, RTC and speaker interface.
- Resistive touch screen.



## 1. Hardware and interface

### 1.1 Hardware interface



Hardware interface

## 1.2 Hardware and interface description

No.	Name	Description
1	T5L2 ASIC	Developed by DWIN. Mass production in 2019, 1MBytes Nor Flash on the chip, 512KBytes used to store the user database. Rewrite cycle: over 100,000 times
2	LCM interface	FPC30_0.5mm, eDP interface
3	RTP interface	FPC4_1.0mm
4	User interface	8Pin_2.0mm socket for power supply and serial communication. Download rate(typical value): 12KByte/s
5	Flash	32MBytes NOR Flash, for fonts, pictures and audio files. Rewrite cycle: over 100,000 times
6	Expand Flash interface	Expandable to 64Mbytes NOR Flash or 48Mbytes NOR Flash+512Mbytes NAND Flash
7	RTC	Super-capacitor for power supply. Accuracy: $\pm 20\text{ppm}$ @25°C. It can work normally for 7 days after power failure
8	Buzzer	3V passive buzzer. Power: <1W
9	Speaker interface	2Pin_2.0mm socket, speaker interface
10	SD interface	FAT32. Download files by SD interface can be displayed in statistics. Download rate: 4Mb/s
11	Reserved module interface	Wi-Fi module: connect to the cloud platform to update remotely USB module: download files by USB flash disk
12	PGT05 interface	When product crashes by accident, you can use PGT05 to update DGUS kernel and make the product return to normal

## 2. Specification parameters

### 2.1 Display parameters

<b>LCD Type</b>	IPS, TFT LCD
<b>Viewing Angle</b>	Wide viewing angle, 85°/85°/85°/85° (L/R/U/D)
<b>Resolution</b>	1920×1080 pixels (0°/90°/180°/270°)
<b>Color</b>	24-bit 8R8G8B
<b>Active Area (A.A.)</b>	257.3mm (W)×145.2mm (H)
<b>View Area (V.A.)</b>	256.3mm (W)×144.2mm (H)
<b>Backlight Mode</b>	LED
<b>Backlight Service Life</b>	>20000 hours (Time of the brightness decaying to 50% on the condition of continuous working with the maximum brightness)
<b>Brightness</b>	150nit
<b>Brightness Control</b>	0~100 grade (When the brightness is adjusted to 1%~30% of the maximum brightness, flickering may occur and is not recommended to use in this range)
<b>Note:</b> You can use dynamic screen saver wallpapers to avoid afterimages caused by fixed page display for a long time.	

### 2.2 Touch parameters

<b>Type</b>	Four wire resistive touch panel
<b>Structure</b>	ITO film + ITO glass
<b>Touch Mode</b>	Support point touch and drag
<b>Surface Hardness</b>	3H
<b>Light Transmittance</b>	Over 80%
<b>Life</b>	Over 1,000,000 times touch

### 2.3 Serial interface parameters

<b>Mode</b>	UART2: ON=TTL/CMOS; OFF=RS232				
<b>Voltage Level</b>	Test Condition	Min	Typ	Max	Unit
	Output 1, Iout = -4mA	4.78	5.0	-	V
	Output 0, Iout = 4mA	-	-	0.4	V
	Input 1	2.5	5.0	-	V
	Input 0	-	-	1.0	V
<b>Baud Rate</b>	3150~3225600bps, typical value of 115200bps				
<b>Data Format</b>	UART2: N81				
<b>Interface Cable</b>	8Pin_2.0mm				

### 2.4 Electrical specifications

<b>Rated Power</b>	<10W	
<b>Operating Voltage</b>	12~36V, typical value of 12V	
<b>Operating Current</b>	420mA	VCC=12V, max backlight
	170mA	VCC=12V, backlight off
<b>Recommended power supply: 12V 1A DC</b>		

### 2.5 Operating environment

<b>Operating Temperature</b>	-10°C~60°C (12V @ 60% RH)
<b>Storage Temperature</b>	-20°C~70°C
<b>Conformal coating</b>	None
<b>Operating Humidity</b>	10%~90%RH, typical value of 60% RH

### 3. Reliability test

#### 3.1 Electrostatic discharge test

Test temperature: 25°C. Test humidity: 50%RH.

Test process: the product was placed on the test bench to perform contact and air discharge in turn of the serial screen iron frame and display area. During the experimental process, it was observed whether the screen is dead, black, white, splash, or reboot. According to the experiment results, the performance is in line with the criteria GB/T 17626.2 B level and above.



Discharge Type	Discharge Value	Result
Air discharge	±4KV	Normal operation

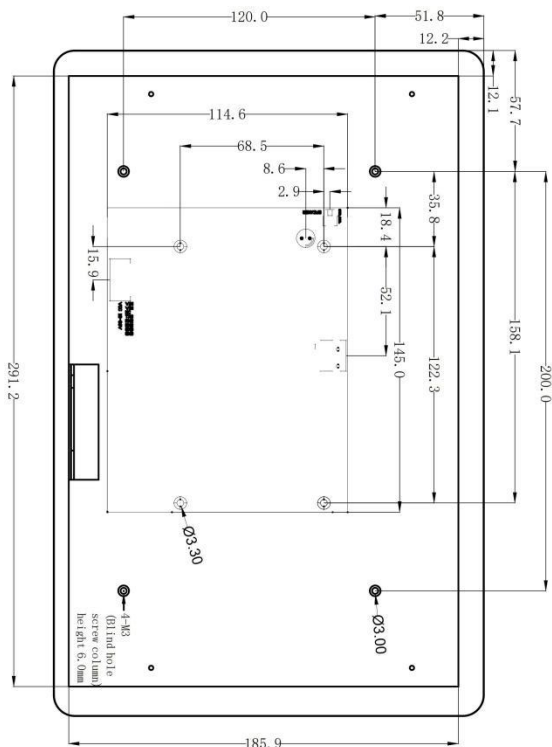
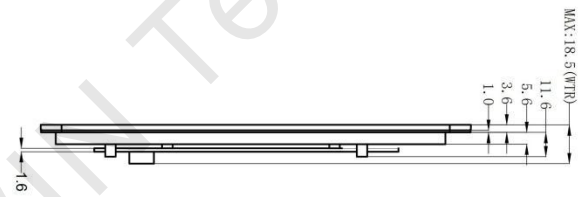
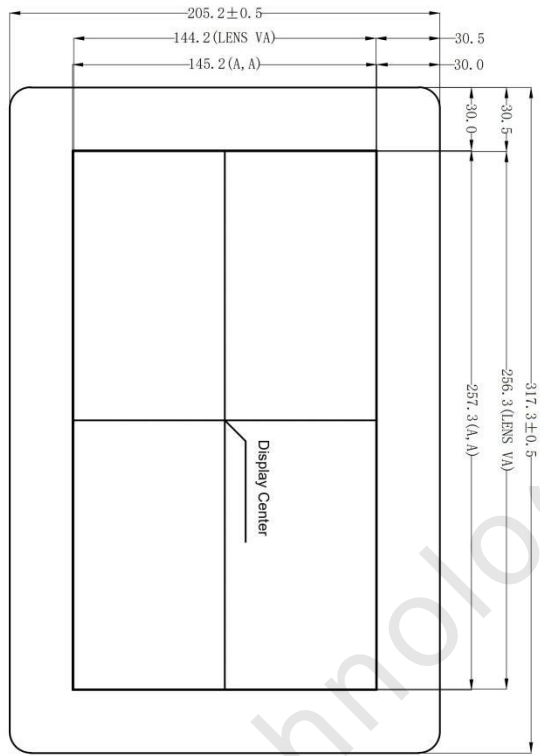
#### 4. Packaging & dimensions

<b>Form Factor</b>	317.3mm (W)×205.2mm (H)×18.5mm (T)
<b>Installation Dimensions</b>	Positioning hole: 291.2(+0.3mm)×185.9(+0.3mm)
<b>Net Weight</b>	1210g

##### Packaging Standards

Model	Dimensions	Layer	Quantity/Layer	Quantity(Pcs)
Carton1:	220mm(L)×160mm(W)×47mm (H)	-	-	-
Carton2:	250mm(L)×200mm(W)×80mm (H)	-	-	-
Carton3:	320mm(L)×270mm(W)×80mm (H)	1	2	2
Carton4:	450mm(L)×350mm(W)×300mm(H)	2	5	10
Carton5:	600mm(L)×450mm(W)×300mm(H)	2	8	16

Disclaimer: The product design is subject to alternation and improvement without prior notice.



1. Location hole is used as position reference.  
 2. Unmarked Tolerance is +/-0.3mm  
 Note: Active area is marked in Dash lines.  
 It is recommended that the M3 screw used by the user should not be too long, otherwise it is easy to break the LCD of the backplane.

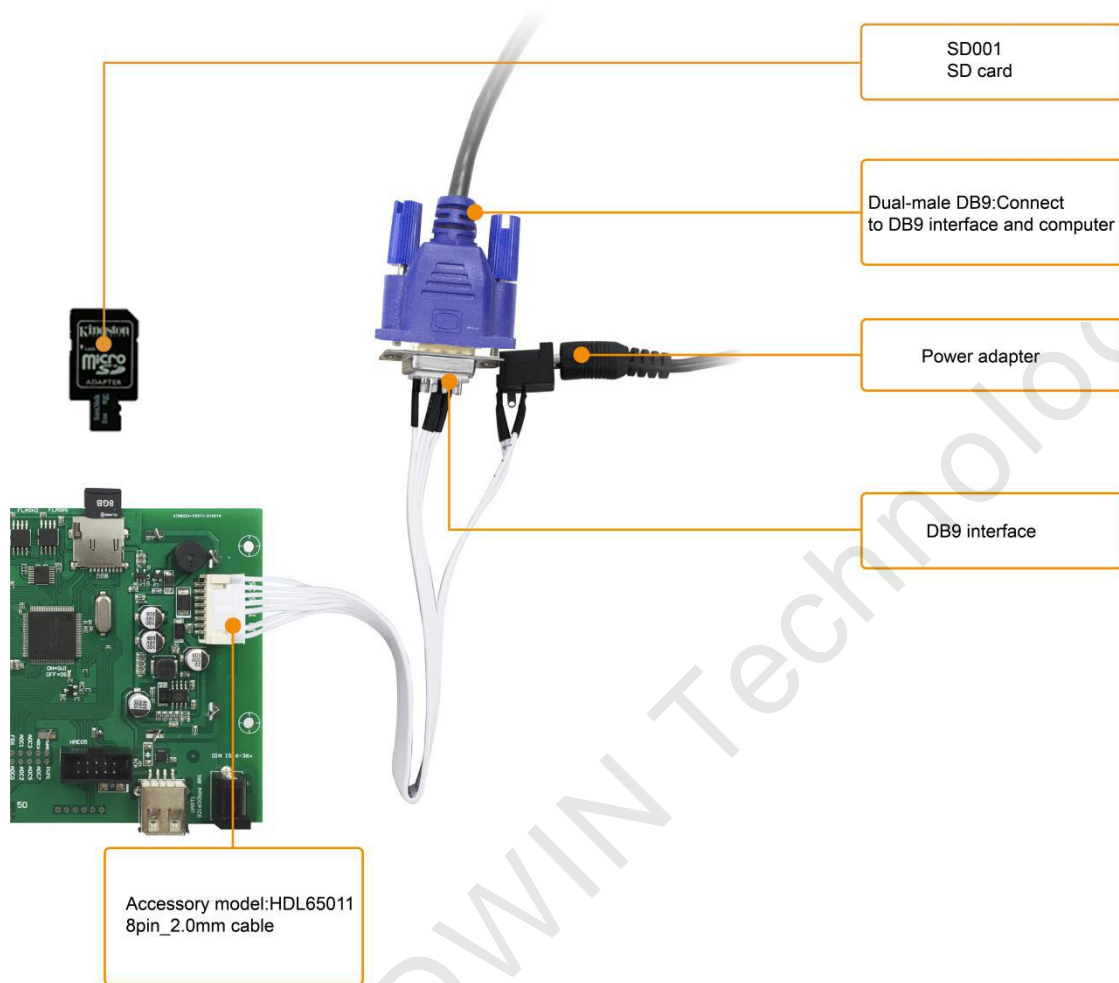
Definition	Pin#	Type	Description
VIN	1, 2	P	Power Input
NC	3	-	Undefined
TX2	4	O	UART2 Output
RX2	5	I	UART2 Input
RX2	6	I	UART2 Input
GND	7, 8	P	GND

Model	DMG19108C116-05WTR		
Drawing	A 4	Drawn	DWIN
Scale	1:1	Review	
Unit	m m	Approval	
		Date	
<b>DWIN Technologies</b>			



## 5. Debugging tools

It is recommended for new users of DWIN smart LCMs to purchase official accessories. For more details, please refer to customer service center.



## 6. T5L series IC features

- (1) Mature and stable 8051 core which is the most widely used with the maximum operating frequency of T5L is up to 250MHz, 1T(single instruction cycle)high speed operation.
- (2) Separate GUI CPU Core running DGUS II System:
  - High-speed display memory, 2.4GB/S bandwidth.
  - 2D hardware acceleration, the decompression speed of JPEG is up to 200fps@1280\*800 and the UI with animation and icons as its main feature is extremely cool and smooth.
  - Images and icons stored in JPEG format. Adopt Low-cost 16Mbytes SPI Flash.
  - Support CTP or RTP with adjustable sensitivity and maximum 400 Hz touch frequency.
  - 1-way 15bit 32Ksps PWM digital power amplifier driver loudspeaker, save power amplifier cost and achieve high signal-to-noise ratio and sound quality restoration.
  - 128Kbytes variable storage space for exchanging data with OS CPU Core and memory.
  - Support DGUS development and simulation on PC. Support background remote upgrade.
- (3) Separate CPU (OS CPU) core runs user 8051 code or DWIN OS system and user CPU is omitted in practical application:
  - Standard 8051 architecture and instruction set, 64Kbytes code space, 32Kbytes on-chip RAM.
  - 64 bit integer mathematical operation unit (MDU), including 64 bit MAC and 64 bit divider.
  - 28 IOs, 4-channel UARTs, 1-channel CAN, up to 8-channel 12-bit A/Ds and 2-channel 16-bit PWM of adjustable resolution.
  - Support IAP on-line simulation and debugging with unlimited number of breakpoints.
  - Upgrade code online through DGUS system.
- (4) 1Mbytes on-chip Flash with DWIN patent encryption technology ensure code and data security.
- (5) Operating temperature ranges from -40°C to +85°C(IC operating temperature customizable from -55°C to 105°C).

**DWIN encourages users to design your own customized product based on T5L**

## 7. Revision records

Rev	Revise Date	Content	Editor
00	2022-12-16	First Edition	Xu Ying

Please contact us if you have any questions about the use of this document or our products, or if you would like to know the latest information about our products:

- Customer service Tel: +86 400 018 9008
- Customer service email: [dwinhmi@dwin.com.cn](mailto:dwinhmi@dwin.com.cn)
- DWIN Developer Forum: <https://forums.dwin-global.com/>

Thank you all for continuous support of DWIN, and your approval is the driving force of our progress!