

## 超小型大功率继电器 Subminiature High Power Relay

7A/10A/15A

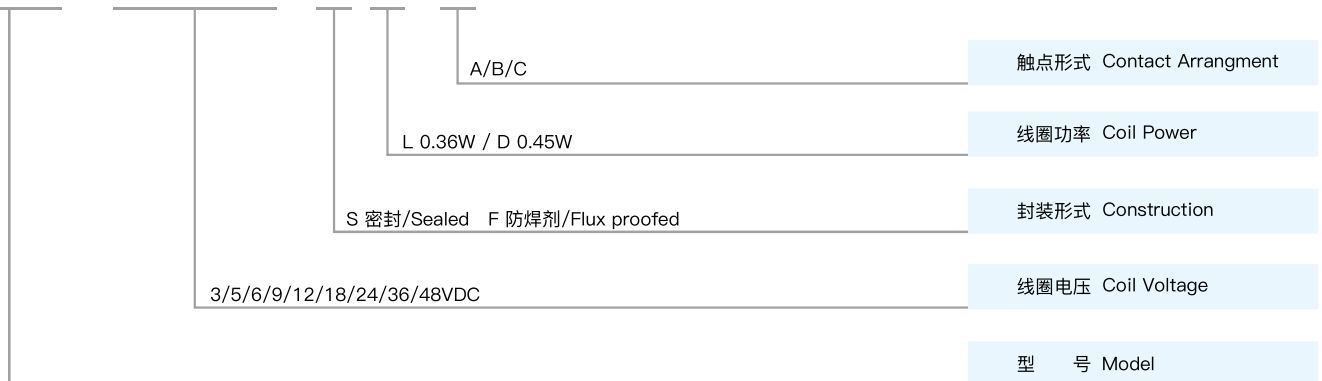
### 特性 / FEATURES

- 超小型、标准印制板引出脚  
Subminiature, standard PCB layout
- 7A/10A/15A多种负载选择  
Contact rating: 7A/10A/15A
- 环境温度: -40°C~+85°C/+105°C  
Ambient temperature: -40°C~+85°C/+105°C



### 订购信息 / ORDERING INFORMATION

## SRD-12VDC-S L-C



### 触点参数 / CONTACT PARAMETERS

触点形式	Contact arrangement	A, B, C
接触电阻	Contact resistance	≤100mΩ (1A 6VDC)
触点材质	Contact material	银合金/Silver alloy: AgSnO <sub>2</sub> In <sub>2</sub> O <sub>3</sub> , AgSnO <sub>2</sub> , AgNi
触点负载(阻性)	Contact rating(Res. load)	7A/10A/15A 250VAC/28VDC, 10A 125VAC
最大切换电压	Max switching voltage	277VAC/30VDC
最大切换电流	Max switching current	15A
最大切换功率	Max switching power	2770VA/300W
电耐久性 (频率:每小时360次)	Electrical endurance (Frequency:360 ops/h)	1x10 <sup>6</sup> ops / 1x10 <sup>6</sup> ops
机械耐久性 (频率:每小时18000次)	Mechanical endurance (Frequency:18000 ops/h)	1x10 <sup>6</sup> ops

## 超小型大功率继电器 Subminiature High Power Relay

7A/10A/15A

### 特性参数 / CHARACTERISTICS PARAMETERS

绝缘等级	Insulation level		B/F
绝缘电阻	Insulation resistance		100MΩ(500VDC)
介质耐压 (漏电流 1mA)	Dielectric strength (Leakage current 1mA)	线圈与触点间 Between coil and contacts	1500VAC 1min
		断开触点间 Between open contacts	1000VAC 1min
吸合时间(额定电压下)	Operate time(at nominal voltage)		≤10ms
释放时间(额定电压下)	Release time (without diode)(at nominal voltage)		≤5ms
湿度	Humidity		5% ~ 85% RH
环境温度(°C)	Ambient temperature		-40°C ~ +85°C/+105°C
抗冲击	Shock resistance	稳定性/Functional	98m/s <sup>2</sup>
		强度/Destructive	980m/s <sup>2</sup>
抗振动(双振幅)	Vibration resistance (Double amplitude)		10Hz-55Hz 1.5mm
重量	Weight		约/Approx 9g
封装形式	Construction		密封/Sealed 防焊剂/Flux proofed

备注: 以上数据均为初始值


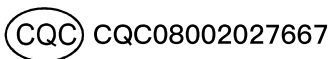
Remark: All above data is initial value

### 线圈参数 / COIL PARAMETERS

常温/At (23°C)

功耗Power consumption(W)	0.36W(L)								0.45W(D)									
	3	5	6	9	12	18	24	36	48	3	5	6	9	12	18	24	36	48
额定电压Nominal voltage(VDC)	25	69.4	100	225	400	900	1600	3600	6400	20	55	80	180	320	720	1280	2880	5120
线圈电阻Coil resistance(Ω±10%)																		
吸合电压Pick-up voltage(Max)	75% 额定电压(Nominal voltage)																	
释放电压Drop-out voltage(Min)	10% 额定电压(Nominal voltage)																	
允许最大电压Max allowable overdrive voltage(VDC)	130% 额定电压(Nominal voltage)																	

### 安全认证(相关认证以第三方认证证书为准) / SAFETY APPROVAL RATINGS



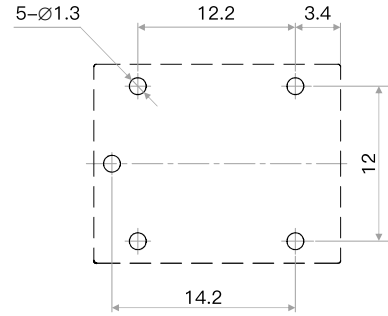
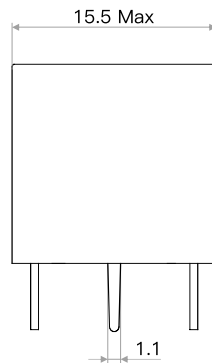
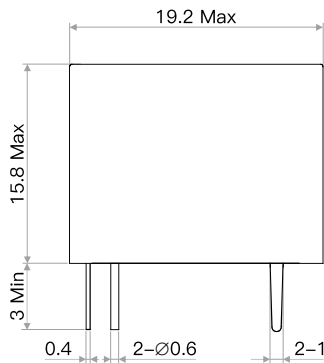
7A	250VAC			
10A	250VAC			
7A	250VAC			
10A	250VAC			
15A	250VAC	NO		
3A	125VAC	感性/Inductive		
10A	125VAC			
15A	125VAC	NO		

## 超小型大功率继电器 Subminiature High Power Relay

7A/10A/15A

### 外形图 / OUTLINE DIMENSIONS

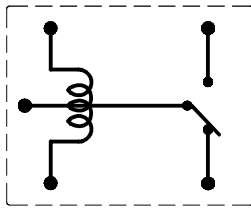
单位/Unit(mm)



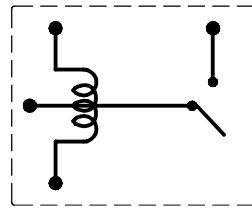
安装孔图(底视图)/Installation hole drawing(Bottom view)

未注公差/Tolerance:±0.1

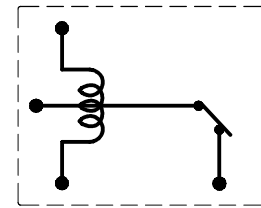
### 线路图(底视图) / WIRING DIAGRAM (BOTTOM VIEW)



转换C型/Conversion C type



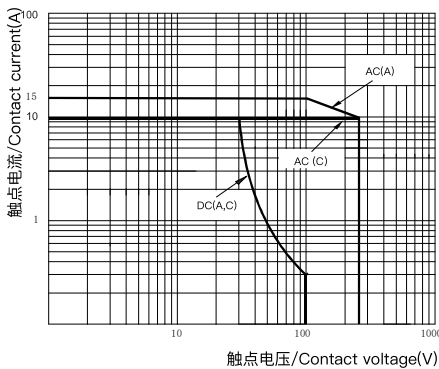
常开A型/Normally open A type



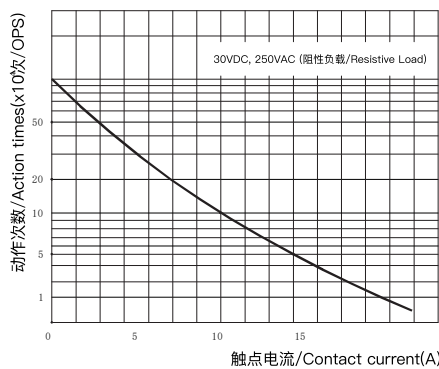
常闭B型/Normally closed B type

### 性能曲线图 / CHARACTERISTIC CURVES

最大切换功率  
Maximum switching power



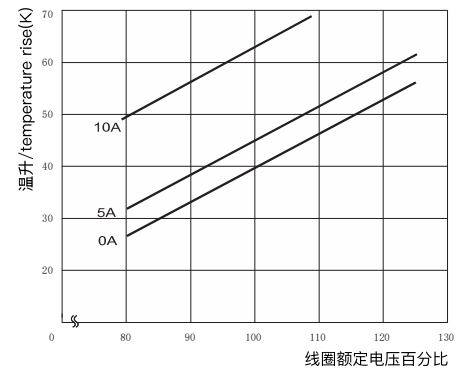
电耐久性曲线  
Electrical endurance curve



测试条件: NO端, 防焊剂型, 室温, 1s通9s断。

Test conditions: NO, Flux proofed type, Room temp., 1s on 9s off.

线圈温升  
Coil temperature rise



(继电器安装间距不小于10mm)

(Relay mounting distance should be Less than 10mm.)